

## ERA

-**ERA** is an innovative system used in water treatment for the catering industry.

Thanks to ERA, installers can carry out service and maintenance on multiple softeners installed in different locations, thus providing a new type of service support.

This is a new way of conditioning water for the catering industry.

Thanks to **ERA**, regeneration will be streamlined and installers will not have to carry out this specific task.

Coffee machines, ice-makers, hot beverages' vending machines, etc., when connected to an **ER** softener, will never run out of soft water.



Conforme alle disposizioni  
D.M. 25/2012



Prodotto Conforme  
D.M. 174/2004

## - WHAT IS ERA

**ERA** is a set of devices used to soften water allowing installers to provide servicing and maintenance support where soft water is needed.

## - WHY ERA

Bars, kitchens, automatic hot beverage vending machines, etc. are places and equipment that typically need small manually-operated softeners.

Manual softeners need regeneration cycles to be carried out on a regular base in order to operate safely and effectively.

Nevertheless, quite frequently regeneration is not carried out because store managers as well as operators do not have the time to execute such procedure, thus causing softeners to be somehow useless.

This said, by using the **ER** softeners, regeneration won't be an operator's responsibility anymore as the **ERA** technician will take care of it.




## WHO IS THE ERA TARGET

**ERA** is addressing installers who, thanks to its support, will be ready to deal with restaurant and bar store managers as well as hot beverages' vending machines and any location where water quality is crucial to preserve efficacy and effectiveness of devices using water.



**ERA** is a flexible system.


Different sizes of **ER** softeners can be installed without changing the water supply network, thus meeting the varying season-based needs.



## ER SOFTENERS' USE

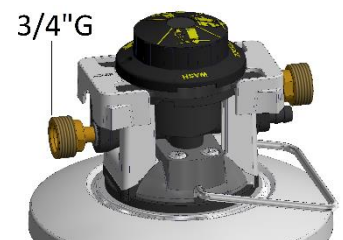
We hereby provide two different examples on how to use the **ER** softeners.

It can be mounted on a coffee machine - the **ER** softener features a 3/8" G coupling.



It can be installed in a dishwasher – the ER softener features a 3/4" G coupling.

The **ERV** valves and the **ER** softeners provide a generous water flow, thus ensuring excellent dishwasher operation.




They are available in 3/8" G or 3/4" G couplings.



## ERA IS MADE UP OF THE FOLLOWING PIECES:

- The **ERV** valve
- The **ER** softener
- The **ERA** regeneration equipment
  
- The **ERV** valve that, once connected to the water supply network, can be mounted on any **ER** softener.
- The **ER** softener connected to the **ERV** valve, which comes with the resin for water softening.
- The **ER** is available in eight different sizes from the smallest **ER5** to the biggest **ER20**.
- The **ERA** regeneration equipment and a system for **ER** softeners' regeneration.



Various cylinder sizes and models:

**ER5**  
**ER8**  
**ER10**  
**ER12**  
**ER14**  
**ER16**  
**ER18**  
**ER20**



## ERA OPERATING PRINCIPLE

**ERA** is a service that can be provided to store managers via service and maintenance technicians in order to provide soft water.

All the different components have been designed to reduce labor, to optimize cylinder replacement time and to make store managers save time.

The **ER** softener is connected to the **ERV** valve, inlet water flows through resin and supplies soft water to the connected equipment.

When resin is depleted, the used softener shall be replaced with a regenerated one.

Replacement is easy and fast; moreover, water supply to the connected equipment is not disrupted.

The newly installed softener is immediately operative, thus providing soft water just after the installation procedure. As to the replaced one, it will be regenerated so that it can be used again.


The used softener regeneration is to be executed in the **ERA** regeneration system.

Users can carry out their work while the technician replaces the used softener.

## ERA SYSTEM OPERATING TABLE



A Is working



B Replace A



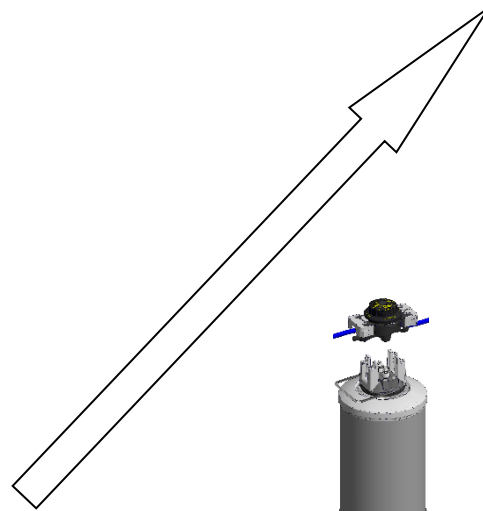
B Is working




A Replace B



A Regeneration



B Regeneration



## ER SOFTENER ID LABEL

Each softener has an ID label providing useful information to installing technicians.

**ADDOLCITORE D'ACQUA**

**Dati tecnici**  
Pressione d'esercizio: min 2 bar, max 6 bar  
Portata massima: 700 l/h

**Caratteristiche dell'acqua d'alimento**  
L'acqua deve essere potabile  
Temperatura: 4°C - 25°C  
Durezza massima: 90°F

**ER8**

**WATER SOFTENER**

**Technical data**  
Working pressure: min 2 bar, max 6 bar  
Flow rate: 700 l/h

**Characteristics of supply water**  
Feed water must be drinkable and clean  
Temperature: 4°C - 25°C  
Hardness: max 90°F

**MADE IN ITALY**

	Data installazione Installation date	Data sostituzione Replace date
1°		
2°		
3°		
4°		
5°		
6°		
7°		
8°		
9°		
10°		

Acqua addolcita in base alla durezza / Softened water depending on hardness

	litri/liters	caffè/coffees	te/tea
	20°F-11°d=200 ppm CaCO <sub>3</sub>	30°F-16°d=300 ppm CaCO <sub>3</sub>	40°F-22°d=400 ppm CaCO <sub>3</sub>
<b>ER8</b>			
	1680 50400 16800	1120 33600 11200	840 25200 8400

**SOSTITUZIONE DELLA BOMBOLA / CYLINDER REPLACE**

www.devecchigaetano.it  
info@devecchigaetano.it

**DE VECCHI S.R.L.**

**DVA**

Cylinder installation and regeneration dates can be written on the label so as to streamline cylinder management process.



## ERA REGENERATION EQUIPMENT

**ER** cylinder regeneration is executed by using the **ERA** regeneration equipment.

It is made up of the following: a gear-case, a brine tank containing salt and a filter located in the inlet water pipe.

One, two or three cylinders can simultaneously be regenerated based on their size.

Once cylinders are connected to the **ERV** valves in the **ERA** equipment, regeneration can be carried out by pressing the "START" button.

Cylinders will then be ready to be used again.



## THE ERA GEAR-CASE

The **ERA** gear-case manages and controls the **ER** cylinders' regeneration process.

If salt is not present or water pressure is too low during regeneration, the **ERA** gear-case will trigger a buzzer, display a red led light and show a message on the type of alarm triggered.

If regeneration is correctly carried out, no alarm will be triggered.

By selecting the model, the number of cylinders to be regenerated and by pressing the "**START**" button, a regeneration cycle will start.

Together with regeneration, resin disinfection is carried out.

